



FAITH STARTERS SERIES

7-DAY  
SUNDAY SCHOOL  
LESSONS  
FOR KIDS

# BE A GOOD NEIGHBOR

The Story of the Good Samaritan

LUKE 10:25-37



- BIBLE STORIES
- MEMORY VERSES
- ACTIVITIES
- COLORING PAGES
- EXAMS & MORE!

## **FAITH STARTERS SERIES**

# **BE A GOOD NEIGHBOUR**

**Seven Days Sunday School Lessons for Kids**

**Based on the Story of the Good Samaritan**

**Luke 10:25-37**

**By: DK Ngure**

**God's Grace Church**

**Email: [godsgracesanctuary@gmail.com](mailto:godsgracesanctuary@gmail.com)**

**Phone: 0721335631**

---

## **INTRODUCTION**

Jesus taught many wonderful lessons using stories called parables. One day, Jesus told the story of the Good Samaritan to teach people about love, kindness, mercy, and helping others.

Many people think a neighbour is only someone living nearby, but Jesus taught that our neighbour is anyone who needs our help and care.

In this lesson series, children will learn:

- How to show kindness every day
- Why helping others pleases God
- How to become caring and loving children
- Why Jesus wants us to help people in need
- How small acts of kindness can change lives

This study is designed to help children grow spiritually through Bible reading, self-study, memory verses, activities, prayers, and personal reflection.

As children learn these lessons, they will discover that they can become shining lights for Jesus at home, at school, in church, and everywhere they go.

---

## Story

### **THE GOOD SAMARITAN Luke 10:25-37**

One sunny day, Jesus was teaching many people. A man stood up and asked Jesus a question.

“Teacher,” he asked, “who is my neighbour?”

Jesus answered with a story.

“There was once a man traveling from Jerusalem to Jericho,” Jesus began.

The road was rocky and dangerous. As the man walked along the dusty road, suddenly robbers jumped out!

“Give us everything you have!” they shouted.

The robbers beat the man, took his money, and left him hurt on the roadside.

The poor man cried softly for help.

After some time, a priest came walking down the road.

“Oh no,” the priest said when he saw the injured man.

But instead of helping, he crossed to the other side and walked away.

Later, a Levite came by. He also saw the hurt man.

He looked at him but continued walking.

Then a Samaritan came riding on his donkey.

Now, many people did not like Samaritans at that time, but this Samaritan had a kind heart.

When he saw the injured man, he felt sorry for him.

“Oh dear! You are badly hurt,” the Samaritan said kindly.

He carefully cleaned the man’s wounds and placed bandages on him.

Then he lifted the injured man onto his donkey and took him to an guest house.

The Samaritan cared for him all night.

The next morning, the Samaritan gave money to the guest house keeper.

“Please take care of this man,” he said. “If you spend more money, I will pay you when I come back.”

Jesus then asked, “Who was a neighbour to the injured man?”

The people answered, “The one who showed kindness.”

Jesus smiled and said,

“Go and do the same.”

---

## **ILLUSTRATIONS**

### **Illustration 1: Helping at School**

If your friend falls down at school and hurts themselves, a good neighbour helps them stand up instead of laughing.

### **Illustration 2: Sharing**

If another child has no food or pencil, a good neighbour shares what they have.

### **Illustration 3: Kind Words**

A good neighbour speaks kindly and does not bully others.

### **Illustration 4: Helping at Home**

Helping parents, grandparents, and younger siblings is also showing love to your neighbour.

---

## **LESSONS WE LEARN**

- Love everyone.
  - Help people in need.
  - Show kindness to strangers.
  - Do not ignore people who are hurting.
  - Jesus wants us to care for others.
- 

## **DAY 1: JESUS TEACHES ABOUT LOVE**

### **Study**

Jesus said the greatest commandment is to love God and love other people. Love is not only saying nice words. Love means caring, helping, forgiving, sharing, and being kind.

Imagine your friend forgets lunch at school. If you share your food with them, you are showing love. When you pray for someone who is sad, you are also showing love.

Jesus wants children to have loving hearts. Loving others makes God happy.

### **Think About This**

- Do I speak kindly to others?
- Do I share with my friends?

- Do I obey my parents and teachers?

### **What I Will Do Today**

I will show love by \_\_\_\_\_.

### **Bible Reading**

Luke 10:25-28

### **Lesson Points**

- Jesus teaches us to love God.
- We should love others too.
- Love is shown by our actions.

### **Memory Verse**

“Love your neighbour as yourself.” — Luke 10:27

### **Activities**

1. Say kind words to friends.
2. Draw a heart.
3. Sing a love song.

### **Prayer**

Jesus, help me to love others every day. Amen.

---

## **DAY 2: THE MAN ON THE ROAD**

### **Study**

The traveller in the story was badly hurt and could not help himself. Many people today also need help. Some are hungry, lonely, sick, sad, or afraid.

God wants us to notice when people are hurting. Sometimes helping others can be very simple.

You can:

- Pray for someone.
- Help carry something.
- Comfort a crying child.
- Share your belongings.

### **Illustration**

Imagine seeing a classmate crying alone during break time. A caring child will go and ask, “Are you okay?”

### **Think About This**

- Have I ignored someone who needed help?
- How can I care for people around me?

### **What I Will Do Today**

I will help someone by \_\_\_\_\_.

### **Bible Reading**

Luke 10:30

### **Lesson Points**

- Bad things can happen to people.
- We should care for hurting people.
- God wants us to show compassion.

### **Memory Verse**

“Be kind and compassionate.” — Ephesians 4:32

### **Activities**

1. Draw the road to Jericho.

2. Act out helping someone.
3. Name ways to help others.

### **Prayer**

Lord, help me care for people who are hurting. Amen.

---

## **DAY 3: THE PRIEST AND THE LEVITE**

### **Study**

The priest and the Levite saw the injured man but walked away. Maybe they were busy or afraid. But they forgot to show kindness.

Sometimes children also ignore others.

For example:

- Laughing when someone falls.
- Refusing to help at home.
- Ignoring lonely children.
- Bullying others.

Jesus teaches us not to behave like that.

### **Illustration**

If your younger brother drops his books, a kind child helps pick them up instead of laughing.

### **Think About This**

- Do I help others quickly?
- Have I ignored someone before?

### **What I Will Do Today**

I will stop doing \_\_\_\_\_.

## **Bible Reading**

Luke 10:31-32

## **Lesson Points**

- We should not ignore others.
- God wants action, not excuses.
- Kindness is important.

## **Memory Verse**

“Do good to all people.” — Galatians 6:10

## **Activities**

1. Role-play kindness.
2. Write three ways to help.
3. Draw helping hands.

## **Prayer**

Dear God, help me not to ignore people in need. Amen.

# **DAY 4: THE GOOD SAMARITAN**

## **Study**

The Samaritan was kind even though others did not expect him to help. He used his time, energy, and money to care for the injured man.

True kindness costs something. Sometimes kindness takes our time or effort.

A good child:

- Shares willingly.
- Helps without complaining.
- Speaks kindly.

- Forgives others.
- Cares for strangers.

### **Illustration**

Imagine helping a new child at school find the classroom. That is being a good neighbour.

### **Think About This**

- Am I kind to everyone?
- Do I help only my friends or everyone?

### **What I Will Do Today**

I will show kindness by \_\_\_\_\_.

### **Bible Reading**

Luke 10:33-35

### **Lesson Points**

- The Samaritan showed mercy.
- Kindness pleases God.
- We should help even strangers.

### **Memory Verse**

“Be merciful.” — Luke 6:36

### **Activities**

1. Colour a Samaritan picture.
2. Help clean the classroom.
3. Share snacks with friends.

### **Prayer**

Lord, make me kind and merciful like the Samaritan. Amen.

---

## **DAY 5: JESUS ASKS A QUESTION**

### **Study**

Jesus asked, “Who was a neighbour?” The answer was simple: the person who showed mercy.

A neighbour is not only the person living next door. Your neighbour can be:

- A friend
- A classmate
- A teacher
- A stranger
- A family member
- Anyone who needs help

Jesus wants us to treat everyone with love.

### **Illustration**

When you welcome a new child into your games instead of leaving them alone, you are acting like a good neighbour.

### **Think About This**

- Do I include others?
- Do I treat everyone well?

### **What I Will Do Today**

Today I will encourage \_\_\_\_\_.

### **Bible Reading**

Luke 10:36

### **Lesson Points**

- Jesus teaches through questions.
- A neighbour is anyone we help.
- We must love everyone.

## **Memory Verse**

“Do to others as you would have them do to you.” — Luke 6:31

## **Activities**

1. Discuss kindness.
2. Write names of people you can help.
3. Practice saying encouraging words.

## **Prayer**

Jesus, help me treat others kindly. Amen.

---

# **DAY 6: GO AND DO THE SAME**

## **Study**

Jesus did not only want people to hear the story. He wanted them to practice kindness every day.

Good actions can change someone’s life.

Children can:

- Help clean the house.
- Visit sick people.
- Pray for others.
- Share toys.
- Encourage friends.

Small acts of kindness are very important to God. Remember, sharing is caring.

## **Illustration**

A smile, kind word, or helping hand can make someone's bad day become better.

### **Think About This**

- What kind thing have I done this week?
- How can I become more helpful?

### **What I Will Do Today**

Today I will practice kindness by \_\_\_\_\_.

### **Bible Reading**

Luke 10:37

### **Lesson Points**

- Jesus wants us to practice kindness.
- Love is shown through actions.
- Children can help others too.

### **Memory Verse**

“Let us not love with words only.” — 1 John 3:18

### **Activities**

1. Help at home.
2. Make a kindness card.
3. Share toys with friends.

### **Prayer**

Lord, help me show love through my actions. Amen.

---

## **DAY 7: BE A GOOD NEIGHBOUR**

### **Study**

Jesus wants His children to shine like light in the world. When children show kindness, people can see God's love through them.

You may be small, but God can use you in a big way.

A good neighbour:

- Speaks politely
- Helps others
- Obeys God
- Forgives people
- Shares joy with others

### **Illustration**

A candle may look small, but it shines brightly in darkness. In the same way, your kindness can brighten someone's life.

### **Think About This**

- What kind of example am I?
- Do others see God's love in me?

### **What I Will Do Today**

I will shine God's light by \_\_\_\_\_.

### **Bible Reading**

Matthew 5:16

### **Lesson Points**

- Christians should shine God's light.
- Kindness shows God's love.
- We can make the world better.

### **Memory Verse**

“Let your light shine before others.” — Matthew 5:16

## Activities

1. Recite memory verses.
2. Share testimonies of kindness.
3. Draw yourself helping someone.

## Prayer

Father, help me be a good neighbour everywhere I go. Amen.

---

## Exam 1:

1. Who told the story of the Good Samaritan? A. Moses B. Jesus C. David D. Peter
2. Where was the man traveling? A. Egypt to Canaan B. Jerusalem to Jericho C. Nazareth to Bethlehem D. Galilee to Samaria
3. What happened to the traveller? A. He got lost B. He found treasure C. Robbers attacked him D. He became sick
4. Who passed by first? A. Samaritan B. Soldier C. Priest D. Farmer
5. Who helped the injured man? A. Priest B. Levite C. Samaritan D. Robbers
6. What animal did the Samaritan use? A. Horse B. Camel C. Donkey D. Sheep
7. What did the Samaritan do first? A. Walked away B. Helped the wounds C. Called soldiers D. Slept
8. What does neighbour mean? A. Family only B. Friends only C. Anyone we help D. Rich people only
9. Which book contains this story? A. Genesis B. Luke C. Exodus D. Psalms
10. What should Christians show? A. Anger B. Pride C. Kindness D. Hate
11. What did the Samaritan give the innkeeper? A. Food B. Clothes C. Money D. Animals

12. Jesus said, "Go and do the..." A. Work B. Same C. Talking D. Singing
  13. The priest did what? A. Helped quickly B. Crossed the road C. Carried the man D. Called help
  14. The Samaritan showed: A. Cruelty B. Mercy C. Laziness D. Fear
  15. We should love: A. Few people B. Rich people only C. Everyone D. Friends only
- 

### **SHORT ANSWER QUESTIONS**

1. Who told the story of the Good Samaritan?
  2. Where was the injured man traveling?
  3. Who attacked the traveller?
  4. Who passed by first?
  5. Who helped the injured man?
  6. What animal carried the injured man?
  7. What did the Samaritan use on the wounds?
  8. Where did the Samaritan take the injured man?
  9. What did the Samaritan give the innkeeper?
  10. What is a neighbour?
  11. What lesson did Jesus teach?
  12. Why should we help others?
  13. Mention one act of kindness.
  14. Which Bible book contains this story?
  15. How can children be good neighbours?
- 

### **FINAL PRAYER**

Dear Jesus, thank You for teaching us to love and help others. Help us to become kind, caring, and loving children every day. Teach us to be good neighbours wherever we go. Amen.

---

## **FAITH DECLARATIONS**

- I will show kindness every day.
  - I will help others.
  - I will shine God's light.
  - I will love people like Jesus.
  - I will be a good neighbour.
  - God will use me to bless others.
- 

## **CONCLUSION**

The story of the Good Samaritan teaches us that true love is shown through actions. Jesus wants children to become caring, compassionate, and helpful people.

Every day we meet people who may need encouragement, kindness, friendship, prayer, or help. God can use even small children to bless others.

When children share, forgive, comfort, help, and speak kindly, they become good neighbours and shine God's light in the world.

Always remember:

- Kindness pleases God.
- Love should be shown through actions.
- Everyone deserves care and respect.
- Jesus is happy when we help others.

May every child grow to become loving, obedient, and compassionate followers of Jesus Christ.

# SUMMARY



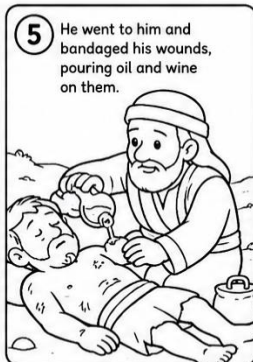
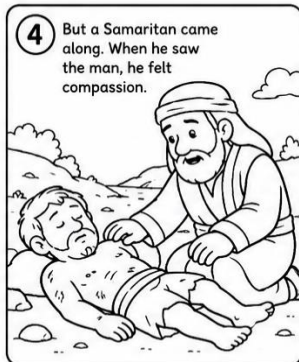



The Good Samaritan teaches children to love, care, help, and show kindness to everyone around them.



## WHO IS MY NEIGHBOR?

THE GOOD SAMARITAN - LUKE 10:25-37

♥ LOVE YOUR NEIGHBOR AS YOURSELF.  
- MARK 12:31



COLOR THE PICTURES AND REMEMBER:  
BE KIND, BE HELPFUL, BE A NEIGHBOR TO EVERYONE!





NAME: \_\_\_\_\_



# BE KIND. BE HELPFUL. BE A GOOD NEIGHBOR!

"Love your neighbor as yourself." – Mark 12:31

## IN THIS LESSON YOU WILL LEARN:

-  God wants us to love and care for others.
-  We can be kind and helpful every day.
-  Everyone is our neighbor.
-  Small acts of love can make a big difference.

## INCLUDES:

-  7-Day Lessons
-  Memory Verses
-  Activities
-  Discussion Questions
-  Exams
-  Coloring Pages
-  And More!

## REMEMBER:

"Anyone can be a neighbor  
to someone in need."



LET YOUR LIGHT SHINE!



## GOD'S GRACE CHURCH

BY Pst DK Ngunjiri

-  0721 335 631
-  [godsgracesanctuary@gmail.com](mailto:godsgracesanctuary@gmail.com)
-  We Welcome You!  
Come and Worship with Us.

FIND US HERE!



SCAN HERE

Let us love one another, for love is from God." – 1 John 4:7

BE A GOOD NEIGHBOR 

FAITH STARTERS SERIES